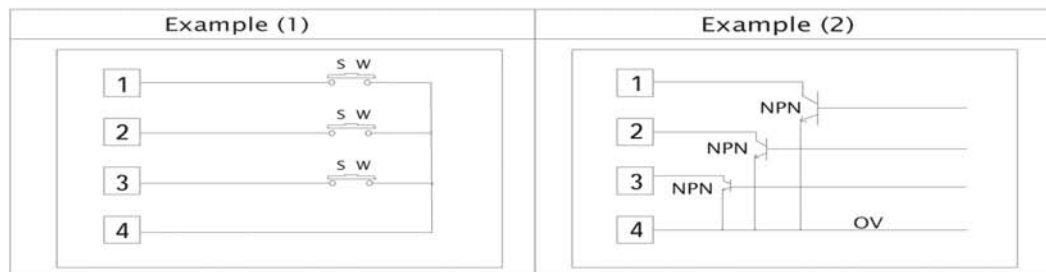


### Application Diagram



\*:Connector

1. External Reset Terminal.
2. Reset button Enable/Disable Terminal.
3. Signal Input Terminal.
4. Common Line.



#### CAUTION

Avoid the installation in the following conditions:  
1. Direct sunlight Area  
2. Over Temperature range : -10 ~ 55 °C

#### Installation Note:

1. To avoid interference, the signal-input cable must be kept away from the other high-voltage wiring and device. Do not put in the same wiring duct.
2. When wiring, please make sure the screw is tight.

Please contact:

Specifications and ratings are subject to change without notice.  
[www.array.sh](http://www.array.sh)

«E»

## Timercounter-Professional



12.345678



TC-Pro2400

- ▶ 8-digit high-resolution LCD (8mm high)
- ▶ Manual Reset & External Reset
- ▶ 23 Functions (15 Timer Functions, 6 Counters, Frequency Meter & Tachometer)
- ▶ Unique battery cover design for easy battery replacement
- ▶ Programmable Reset Button to prevent wrong-button push

ARRAY ELECTRONIC CO.,LTD. [Http://www.array.sh](http://www.array.sh) TEL: 025-52801556 extension: 223, 224, 225, 226



## Applications

Timer  
Counter  
Frequency Meter  
Tachometer

### General specifications

#### Timer

Display Unit: day/hour/min/sec.  
15 Display functions (Selectable).

#### Counters

Frequency Response is programmable for elimination of outside switch key-bounce, and Edge Trigger is selectable.  
< 50Hz, rising/falling edge trigger.  
< 100Hz, rising/falling edge trigger.  
< 600Hz, rising/falling edge trigger.

#### Frequency Meter

Response Frequency: 2.5Hz~1300Hz.  
4-Digit display: 2.500~1300(Hz).

#### Tachometer

RPM range: 150RPM~78,000RPM.  
Max. 5-Digit display: 150~78000.

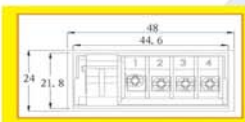
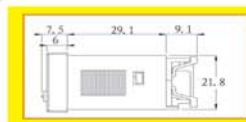
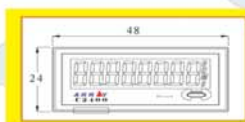
### Diagram

Front view

Side view

Back view

Opening size 45\*22mm



D=Day H=hour M=Minute T=Second

Unit	Symbol	Measuring Capacity		Index
		Minimum	Maximum	
DD.HH.MIN.SS	D . H . M . T	00000000	99235959	FUNC-101
DD.HH.MIN	D . H . M	000000	99992359	FUNC-102
DD.HH.MIN	D - H - M	00-00-00	99-23-59	FUNC-103
DD.HH	D . H	0000	99999923	FUNC-104
DD.HH	D - H	0-00	99999-23	FUNC-105
DD.	D	0	99999999	FUNC-106
HH.MIN.SS	H . M . T	000000	99995959	FUNC-107
HH.MIN.SS	H - M - T	00-00-00	99-59-59	FUNC-108
HH.MIN	H . M	0000	99999959	FUNC-109
HH.MIN	H - M	0-00	99999-59	FUNC-110
HH.	H	0	99999999	FUNC-111
MIN.SS	M . T	0000	99999959	FUNC-112
MIN.SS	M - T	0-00	99999-59	FUNC-113
MIN.	M	0	99999999	FUNC-114
SS	T	0	99999999	FUNC-115

Counters	Measuring Capacity		Index
	Minimum	Maximum	
time	0	99999999	FUNC-201 (Rising Edge50Hz)
time	0	99999999	FUNC-202 (Falling Edge50Hz)
time	0	99999999	FUNC-203 (Rising Edge100Hz)
time	0	99999999	FUNC-204 (Falling Edge100Hz)
time	0	99999999	FUNC-205 (Rising Edge600Hz)
time	0	99999999	FUNC-206 (Falling Edge600Hz)

Frequency meter	Frequency		Index
	Minimum	Maximum	
Unit			Function Index
Hz (time/sec)	2500	1300	FUNC-207
No Signal	----		

Tachometer	RPM		Index
	Minimum	Maximum	
Unit			Function Index
RPM(turn/min)	150	78000	FUNC-208
No Signal	----		

### Specifications:

Weight: about 33 g  
Operation temperature: -10 °C ~ 55 °C  
Screw type: M3  
Front water protection: IP66  
Real water protection : IP20



### Vibration: IEC 60068-2-6

IEC 1000-4-2: 4KV Air/2KV Contact  
IEC 1000-4-3: 10V/m (80MHz To 1GMHz)  
IEC 1000-4-4: 1KV Input